




**GCA-6**


OFF-THE-ROAD


**RUGGED**  
**RELIABLE**  
**RESILIENT**




GCA-6											
Size	Load rating	Tube	Code Indication	Approved rim	Tread Depth (mm)	Load index		New tyre inflated dimensions (mm)		Max. Load (kg/LBS@various inflation pressure (kPa/PSI))	
						Single	Dual	Section Width	Overall Diameter	50km/h B	10km/h A2
18.00R25	*	TL	E-2	13.00/2.0	30	176B		553	1693	7100/15700@450/65	
	**						9250/20400@650/94				
	***						9500/10900@900/131				

  
 Fire & Rescue

  
 Cranes

  
 Transport





- ☑ **Mobile Crane Tyre, Designed For On-Off Highway Application**
- ☑ **Exceptional Durability & Cool Running In High Speed Application**
- ☑ **New Generation Tread Design Optimizes Tread Wear & Minimizes Fuel Consumption**