




GCA-9

OFF-THE-ROAD


RUGGED
RELIABLE
RESILIENT




GCA-9											
Size	Load rating	Tube	Code Indication	Approved rim	Tread Depth (mm)	Load index		New tyre inflated dimensions (mm)		Max. Load (kg/LBS@various inflation pressure (kPa/PSI))	
						Single	Dual	Section Width	Overall Diameter	50km/h B	10km/h A2
18.00R33	**	TL	E-4	13.00/2.5	49	191B	209A2	553	1896	10900/24000@650/94	18500/40800@800/116
24.00R35	**	TL	E-4	17.00/3.5	58	209B	227A2	725	2226	18500/40800@650/94	30750/68000@800/116




Articulated Dumpers



Rigid Dumpers





- **Deep Tread Designed For Severe & Rocky Surfaces**
- **For Use In Underground Mines, Open Pits & Quarries**
- **Specially Designed Sidewall Provides Extended Protection From Cutting**
- **Excellent Traction, Stability & Comfortable Ride**